

Efforts made by INEGI to measure the Digital Economy: A first approach for calculating the Gross Value Added of E-commerce in Mexico

2013 – 2016, Base 2013

UNSD High Level Seminar on The Digital Economy: A Policy and Statistical Perspective

Beijing, China. November 15-17, 2018



INSTITUTO NACIONAL
DE ESTADÍSTICA Y GEOGRAFÍA

Introduction¹

The age of digitalization and the Internet have changed the way households, businesses, and governments interact through local and cross-border transactions.



New stage of globalization

Modify nature, patterns and participants in an international context of trade in goods and services.

1: According to the OECD, WPTGS (2017): STD/CSSP/WPTGS(2017)3



**INSTITUTO NACIONAL
DE ESTADÍSTICA Y GEOGRAFÍA**

Introduction

Devices and objects connected to the Internet promote a large-scale convergence between ICT and the economy.

ICT Information and Communication Technologies



Internet of things (IoT).- Objects that connect through the internet with other objects



Statistical Challenge of the **digital economy**

Measure the contribution in the GDP by the use of ICT, through their evolution or with the emergence of digital businesses, the expansion of **e-commerce** and financial services.



Objective

Make available to users information that allows them to know the evolution of the gross value added of [e-commerce](#) from the year 2013.

Series from the year 2013,
base 2013

Millions of pesos at current
prices and prices of 2013

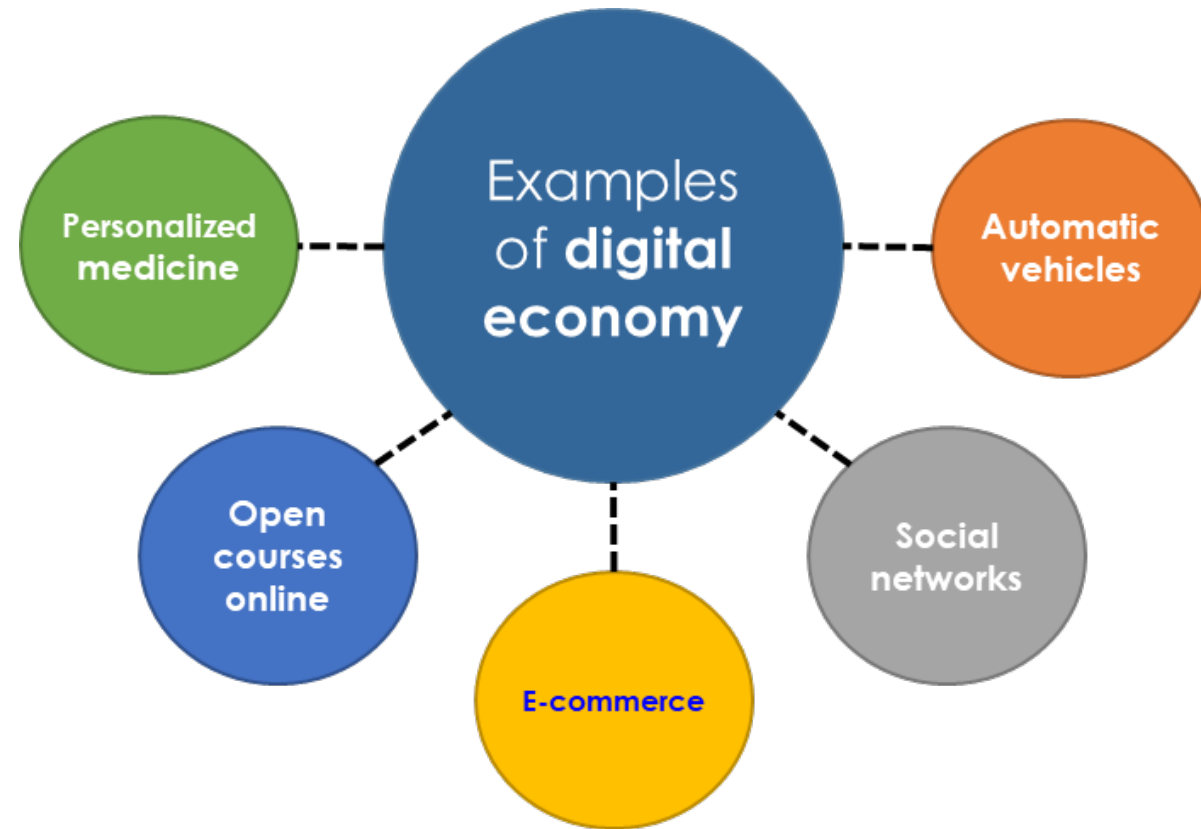
Wholesale trade, retail trade
and other services



Gross Value Added of E-commerce

The SNA of Mexico reflects changes in the global context of economic measurements.

As a first approach to the measurement of the **digital economy**, an estimate was made to quantify the gross value added of **e-commerce**.



Gross Value Added of E-commerce


E-commerce

Process of purchase, sale or exchange of goods, services and information conducted over computer networks.

For the sales of goods and services, the buyer places an order, and both the price and the terms of the transaction are negotiated through the Internet, email or web page.

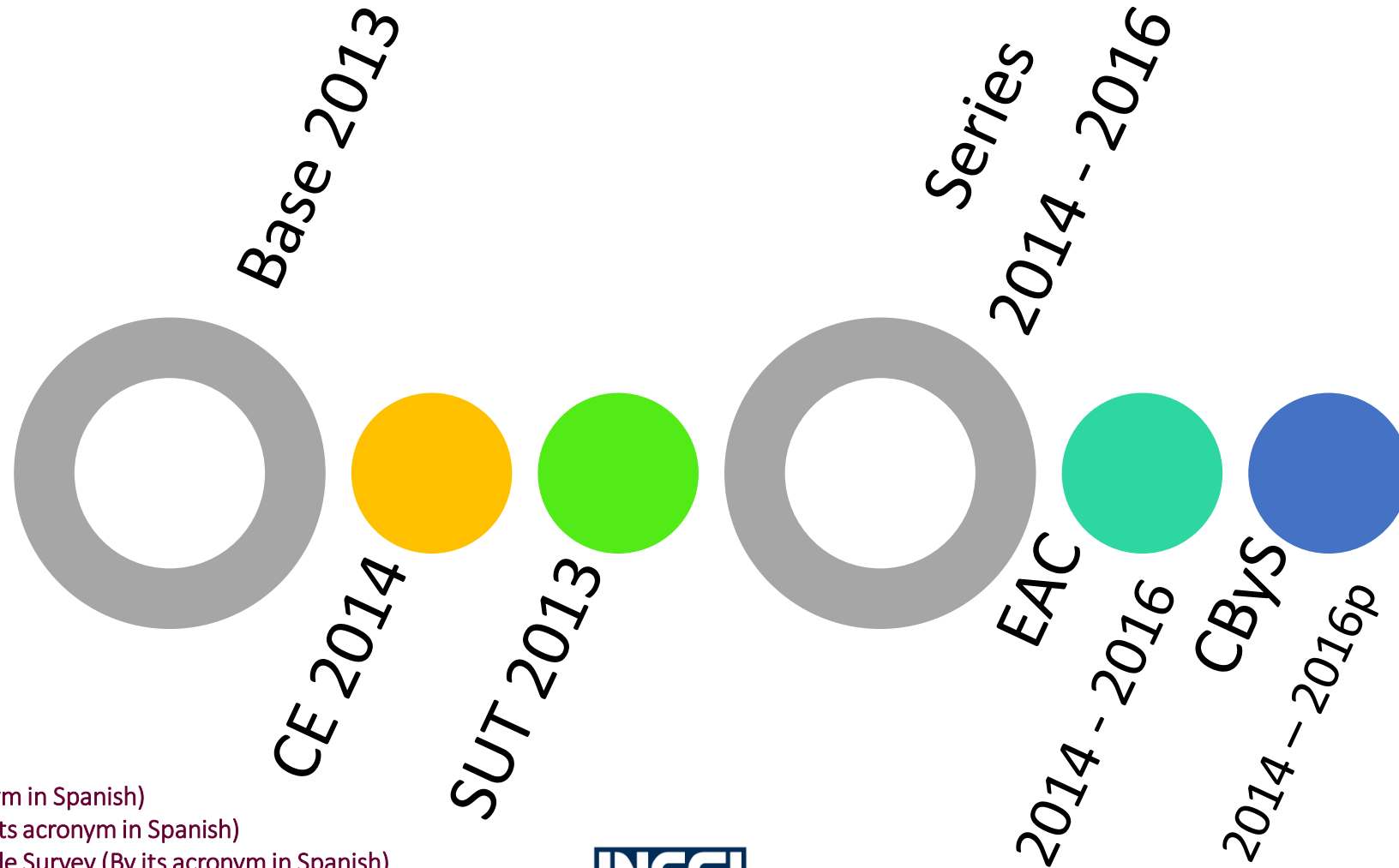
Payment may or may not be done online.

The estimations do not include cross border transactions.



Gross Value Added of E-commerce

Sources



SUT Supply and Use Tables

CE Economic Censuses (By its acronym in Spanish)

CByS Goods and Services Account (By its acronym in Spanish)

EAC Annual Wholesale and Retail Trade Survey (By its acronym in Spanish)



INSTITUTO NACIONAL
DE ESTADÍSTICA Y GEOGRAFÍA

Gross Value Added of E-commerce

The measurement of the gross value added of **e-commerce** was made under a **SUPPLY** approach related to the wholesale, retail and other services commercialization. Total use is implicit since the SUT are balanced.

SUT Supply and Use Tables

CE Economic Censuses (By its acronym in Spanish)

CByS Goods and Services Account (By its acronym in Spanish)

EAC Annual Wholesale and Retail Trade Survey (By its acronym in Spanish)

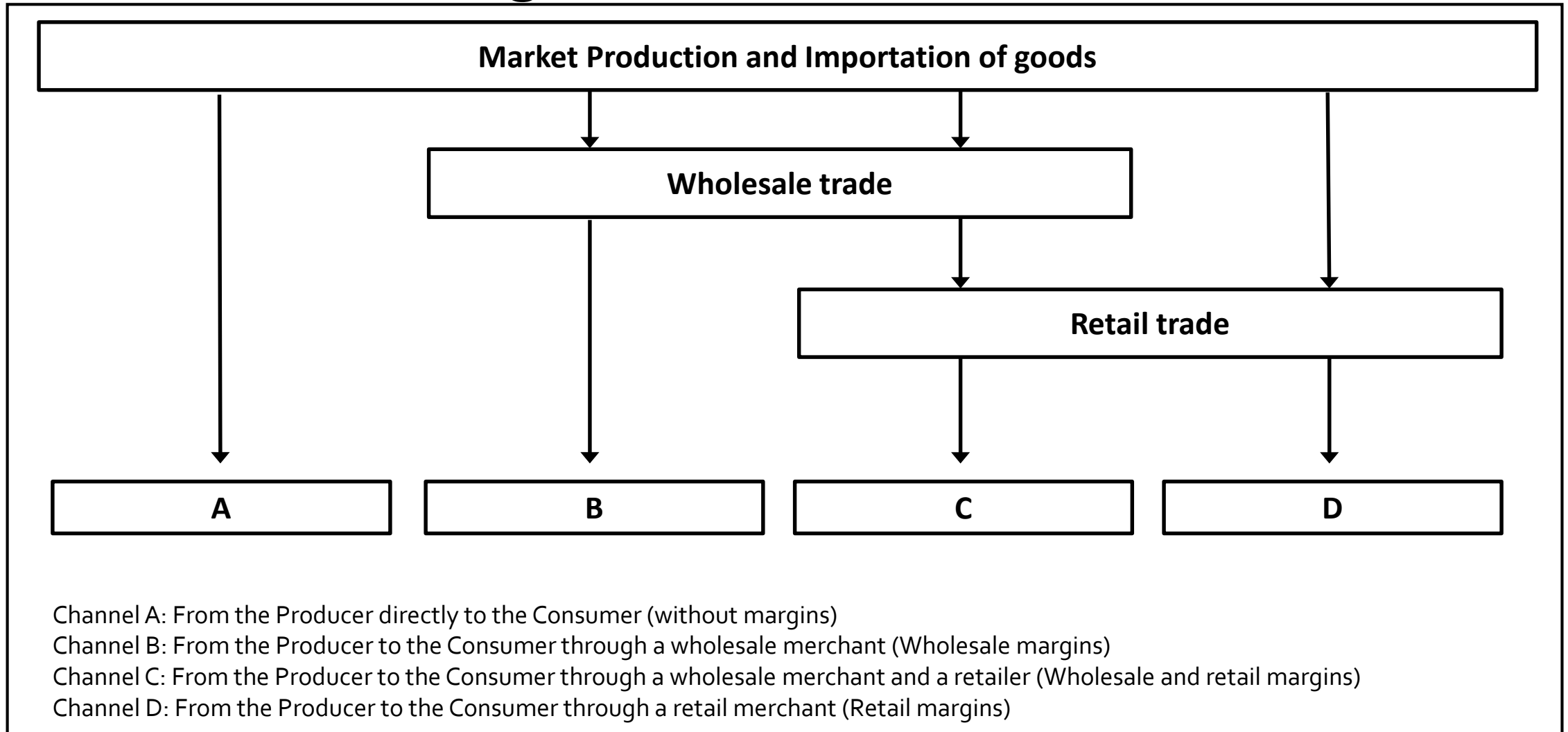
SUT Trade margin of goods and supply of services value added / production relations

CE Sales and percentage of those made via internet, email or web page

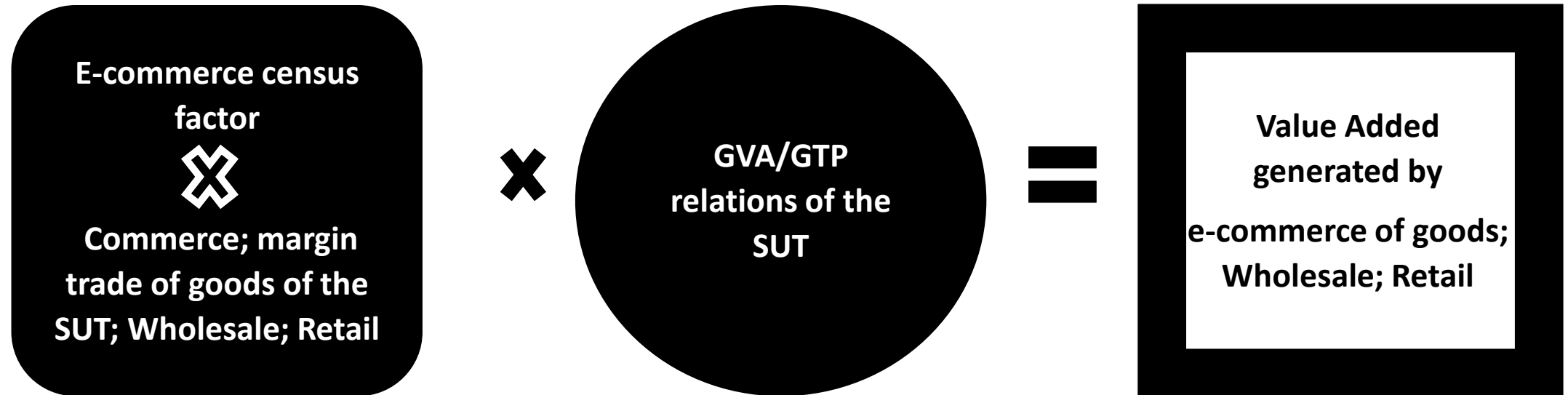
CByS
EAC information to characterize the gross value added of e-commerce for the series.



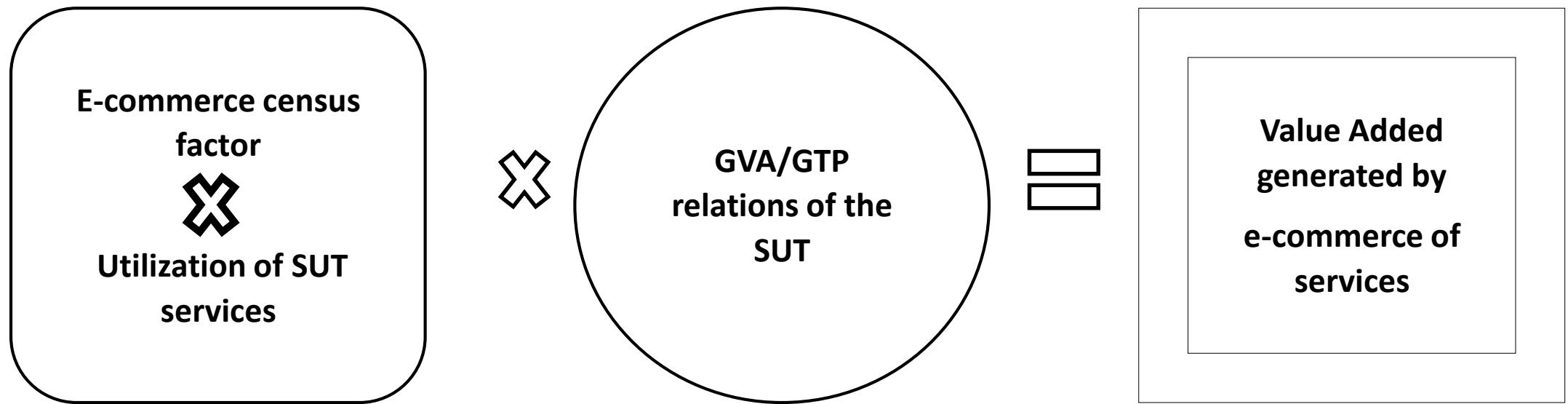
Diagram of sales channels



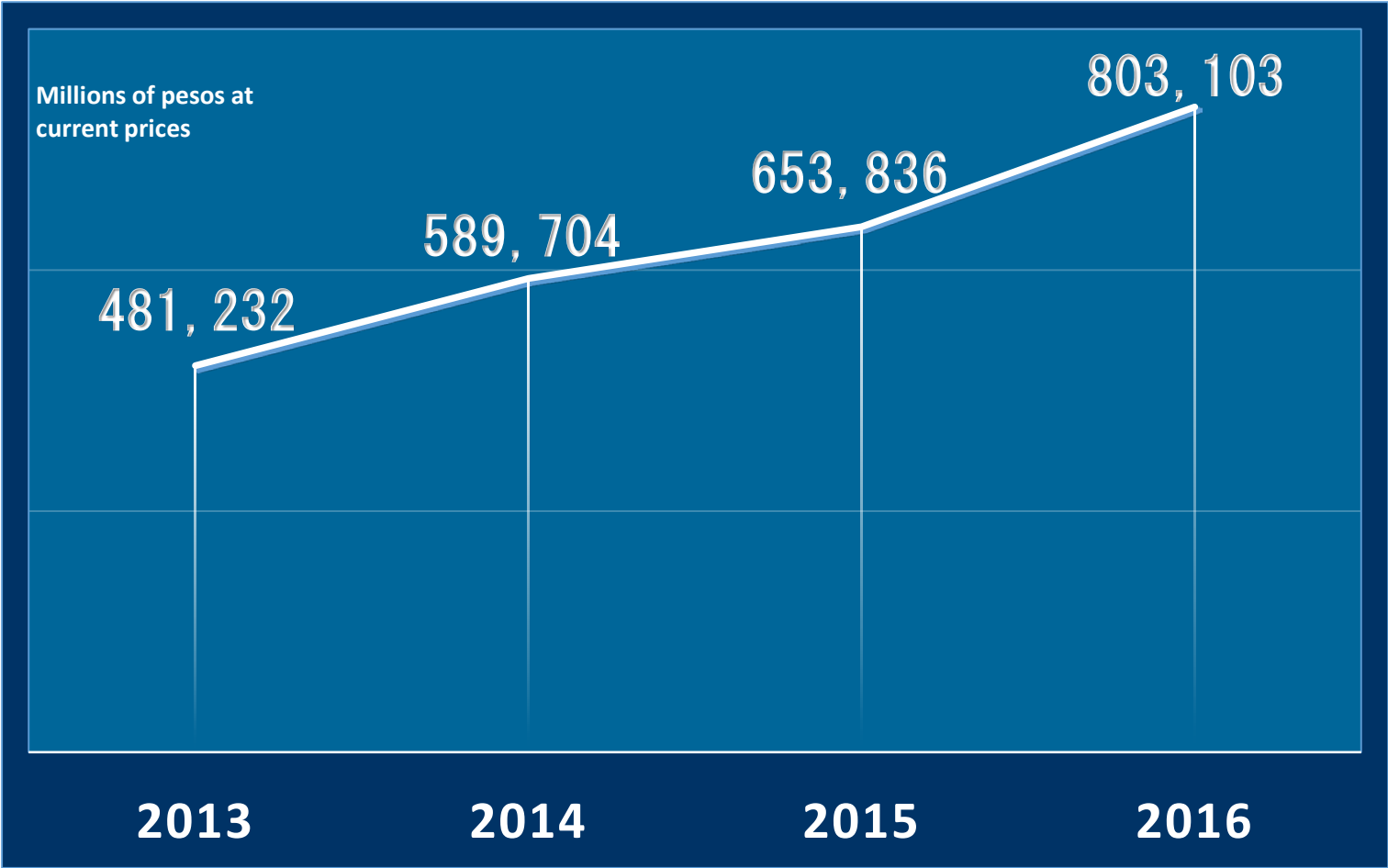
Gross Value Added of E-commerce



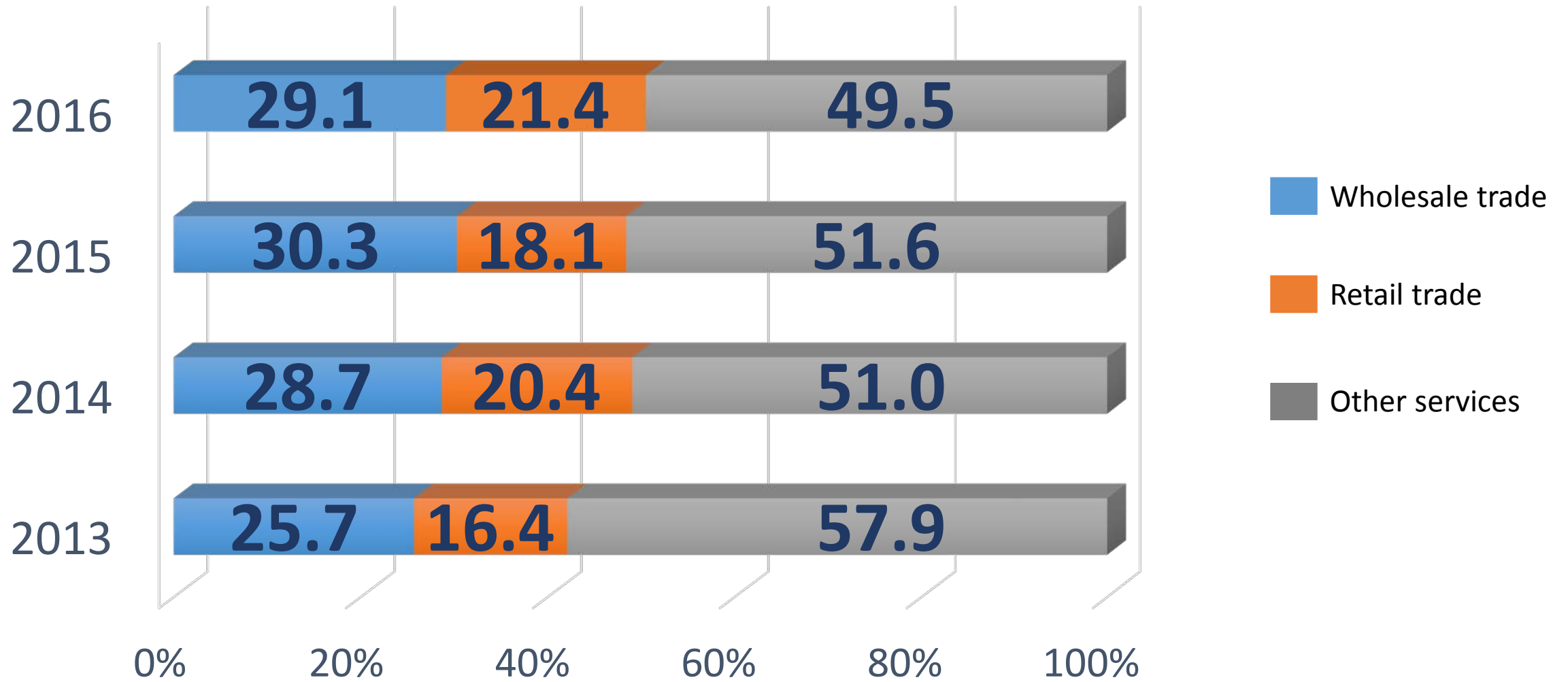
Calculation



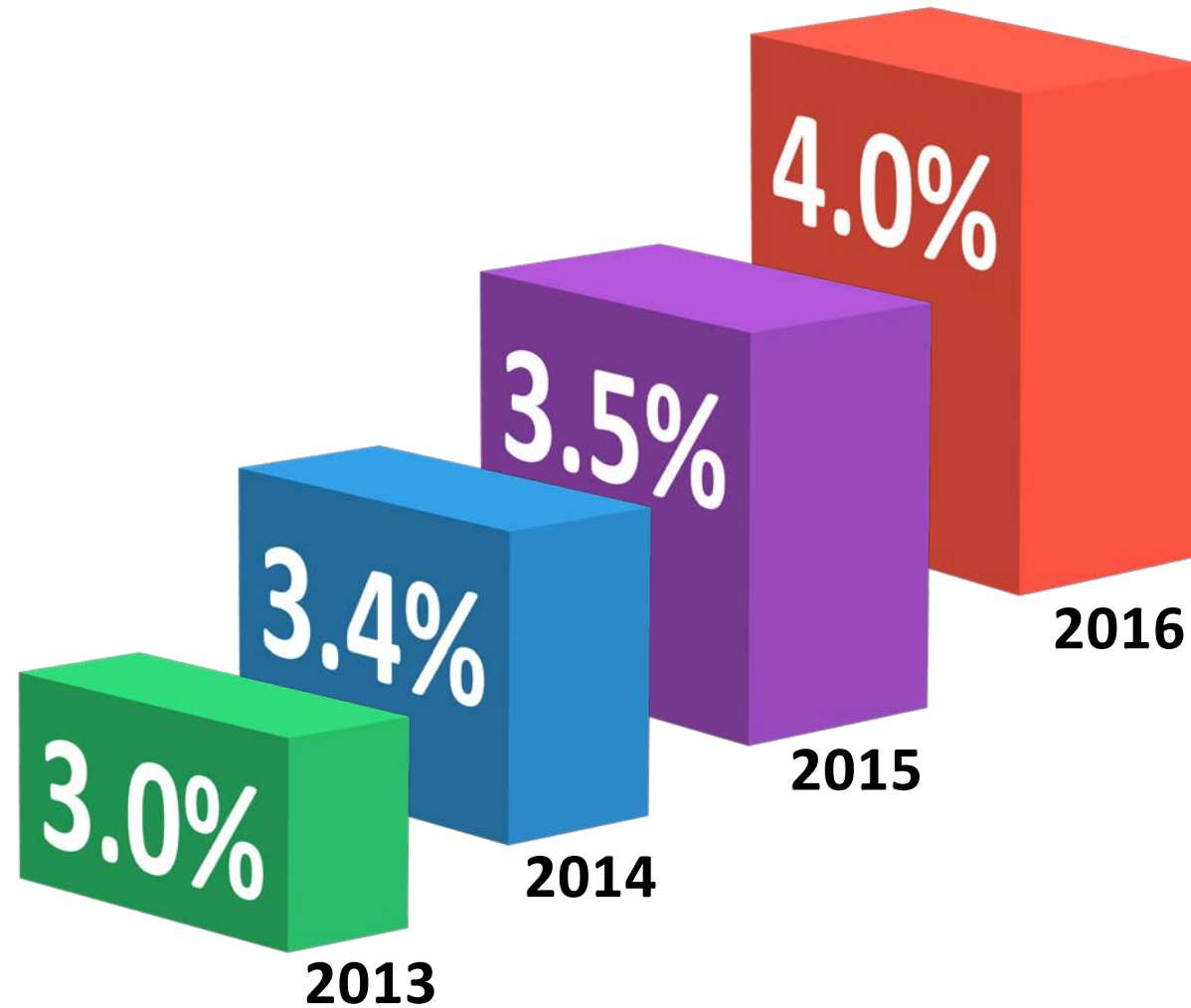
Gross Value Added of E-commerce



Gross Value Added of E-commerce



Share of E-commerce in GDP



Dissemination

First release of these estimations: October 11, 2018.

Disseminated as official statistics.

INEGI carried out a presentation with its key users, including the Internet Association of Mexico (AIMX).

The estimations and the methodology are available (Spanish) for all users: <http://www.beta.inegi.org.mx/programas/vabcoel/2018/>

The figures complement the demand view and estimations of the private sector by offering a supply approach.



Next Steps

INEGI is strengthening these calculations through specific improvements in the basic statistics collecting more details on the digital economy.

In this sense, the Economic Censuses 2019 will have new information concerning the online sales and purchases breaking-down by:

- ✓ Website of the enterprise
- ✓ Through a web page from an intermediary
- ✓ Social networks
- ✓ E-mail
- ✓ Other informatics source



Next Steps

INEGI will keep the ongoing households and business surveys and they will be complemented with robust information from the Economic Censuses 2019. The current annual surveys collecting information on digital economy are:

- ✓ National Survey on the Availability and Use of the Information Technologies in Households (ENDUTIH)
- ✓ Annual Wholesale and Retail Trade Survey (EAC)

It has been planned:

- ✓ Releasing more details about the type of e-commerce
- ✓ Reconciling the supply and demand through the sales and purchases according to their economic activity
- ✓ Updating the estimations annually



Next Steps

Finally, INEGI is exploring, with the advice of the Central Bureau of Statistics of The Netherlands, the linkage between the Mexican SBR and the related domains of Mexican enterprises available in internet (.mx) with the aim to identify the businesses engaged in the digital economy, for constructing survey frames and producing basic statistics.



Thank you!

Gerardo Durand Alcantara

Deputy Director General of Economic Administrative Records

gerardo.durand@inegi.org.mx

On behalf of:

Francisco Guillen Martin

Deputy Director General of National Accounts

francisco.guillen@inegi.org.mx



**INSTITUTO NACIONAL
DE ESTADÍSTICA Y GEOGRAFÍA**

Conociendo México

01 800 111 46 34

www.inegi.org.mx

atencion.usuarios@inegi.org.mx

    **INEGI** Informa



INSTITUTO NACIONAL
DE ESTADÍSTICA Y GEOGRAFÍA