



New statistical services

Statistics Canada

Catherine Van Rompaey

Director, National Economic Accounts Division

Delivering insight through data, for a better Canada



Statistics
Canada

Statistique
Canada

Canada

Modernization in Economic Statistics

Changing the way users access our data



Financial accounts on a from-whom-to-whom basis, third quarter 2018

Selected financial instruments

Release date: December 21, 2018 | Updated on: December 21, 2018

Variables can be dragged to columns or rows of the table, or outside the table. Outside of the table, only one item of a variable can be selected.

Accounts: Closing balance sheet

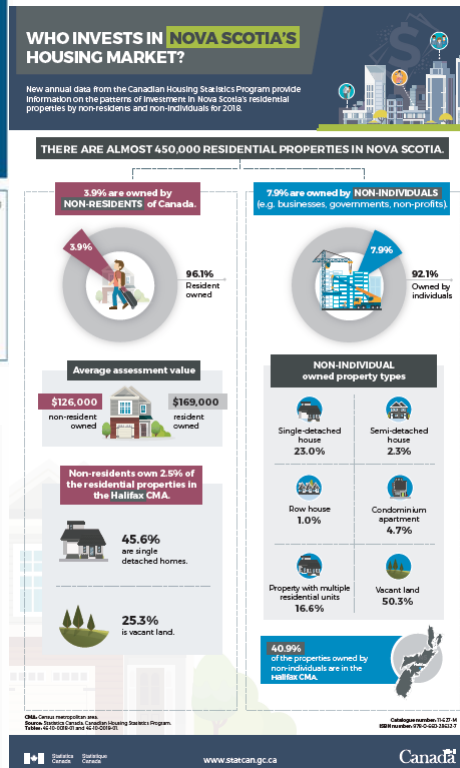
Instruments: Government of Canada short-term paper

Periods: Q3 2018

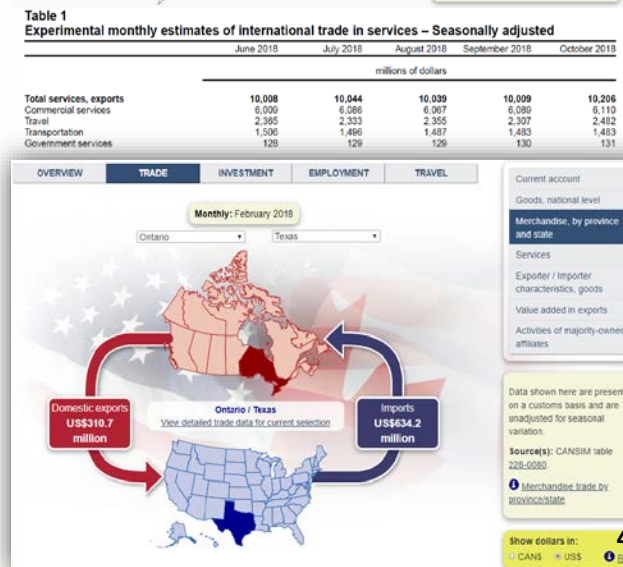
Sectors, creditor (assets)

	Domestic economy	Non-financial corporations	Financial corporations	General government	Households and non-profit institutions serving households	Non-residents
Domestic economy	112,497	6,462	92,528	12,610	897	18,353
Non-financial corporations	—	—	—	—	—	—
Financial corporations	—	—	—	—	—	—

\$ millions (at market value, unadjusted)



Infrastructure Statistics Hub



Statistics
Canada

Statistique
Canada

Delivering insight through data, for a better Canada

Canada

Modernization in Economic Statistics

Changing the way users access our data



Modernization in Economic Statistics

Online Securities by Securities Database

Overview **Pivot table** Positions and flows Issuers and holders Net issues Notes

Variables can be dragged to columns or rows of the table, or outside the table. Outside of the table, only one item of a variable can be selected.

Currency All currencies ▼
 Interest rate type All types ▼
 Market of issuance All markets ▼
 Original maturity All terms ▼
 Remaining maturity Total ▼

By sector ▼
 Positions ▼
 Book value ▼

Positions at book value

Sector (issuer) ▼

Periods ▼

	Q4 2017	Q1 2018	Q2 2018	Q3 2018	Q4 2018
\$ millions					
All sectors	4,060,232	4,160,518	4,236,919	4,245,239	4,267,586
Non-financial corporations	715,992	737,137	760,790	739,754	757,573
Financial corporations	1,800,105	1,866,381	1,900,995	1,927,402	1,916,136
Other depository corporations	1,062,544	1,092,282	1,123,806	1,131,075	1,130,562
Other financial corporations	477,896	511,443	519,106	532,803	530,468
Issuers of asset backed securities	45,347	46,715	45,049	46,458	44,057
Insurance corporations and pension funds	259,665	262,656	258,083	263,524	255,106

Modernization at Statistics Canada

Democratizing data - enablers

Data Service Centres (DSCs) offer data users a complete range of services.

The DSCs assist data users with:

- Simple and free data requests;
- Technical and methodological questions;
- Complex requests requiring research, extraction and/or customization of data from multiple databases.



The DSCs produce:

- Customized tables, reports, analyses and maps;
- Customized statistical capacity building activities for users of all levels of expertise through:
 - Workshops
 - Webinars
 - Newsletters
 - Presentations
 - Information sessions



The DSC's are responsible for pro-active Outreach to build:

- Awareness
- Partnerships





Modernization at Statistics Canada

Collaboration with partners

Satellite account development

- Regional supply and use tables enable specialized satellite accounts to respond quickly to emerging policy needs, recently:
 - Natural resources
 - Clean technology
 - Digital economy
 - Legal and illegal cannabis (experimental estimates prior to legalization)
 - Infrastructure (assets, stocks and flows, economic impact)
- Timely indicators and human resource characteristics
- Linkage among accounts can increase relevance
 - Environmental accounts (e.g. GHGs, sustainable tourism)
 - Intersection among topics (e.g. Clean energy)



Statistics
Canada

Statistique
Canada

Delivering insight through data, for a better Canada

Canada

Investment in infrastructure

Strongest growth by function:



Communication: Que., Ont.



Recreation, culture, and religion: N.S.



Fuel and energy:
N.L., P.E.I., Que., Man., Sask., B.C., Y.T., Nvt.



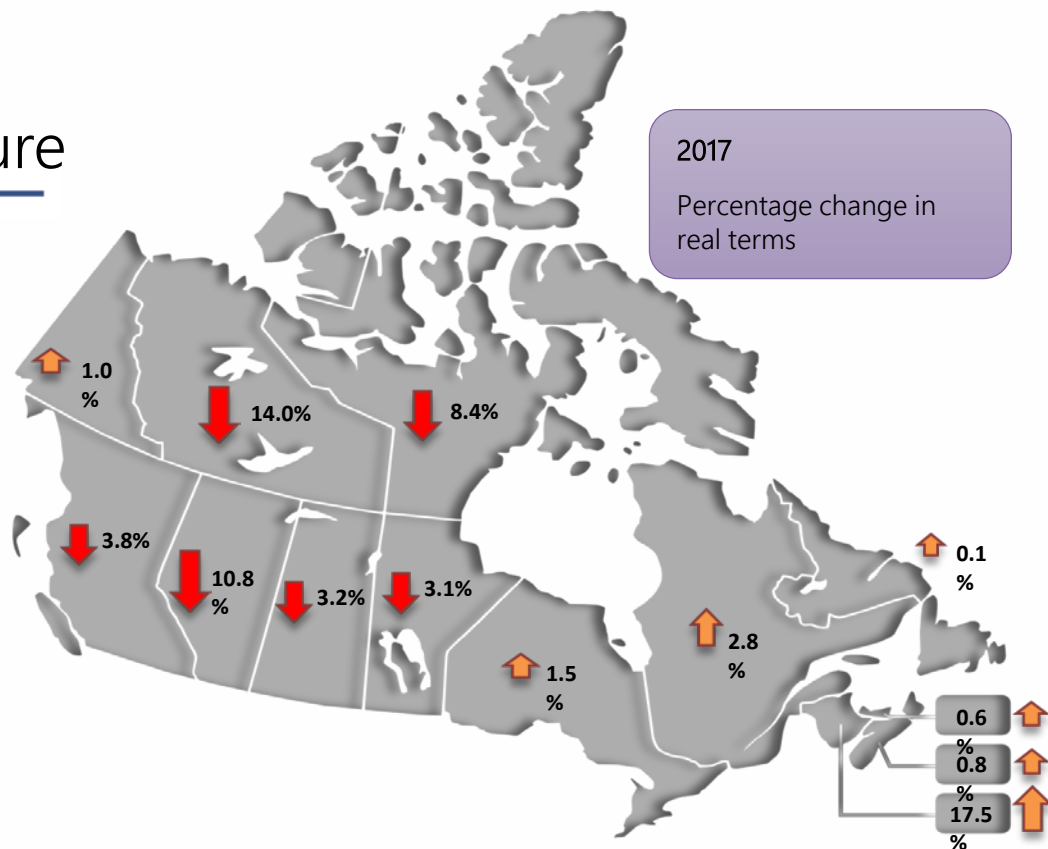
Transport:
N.S., N.B., Ont., Sask., Alta., Y.T., N.W.T.



Housing and community amenities: N.W.T.



Environmental protection: N.S., Que., Alta.



Infrastructure stock

Largest asset class:



Highway and road structures and networks

9 provinces/territories



Power distribution networks

Manitoba



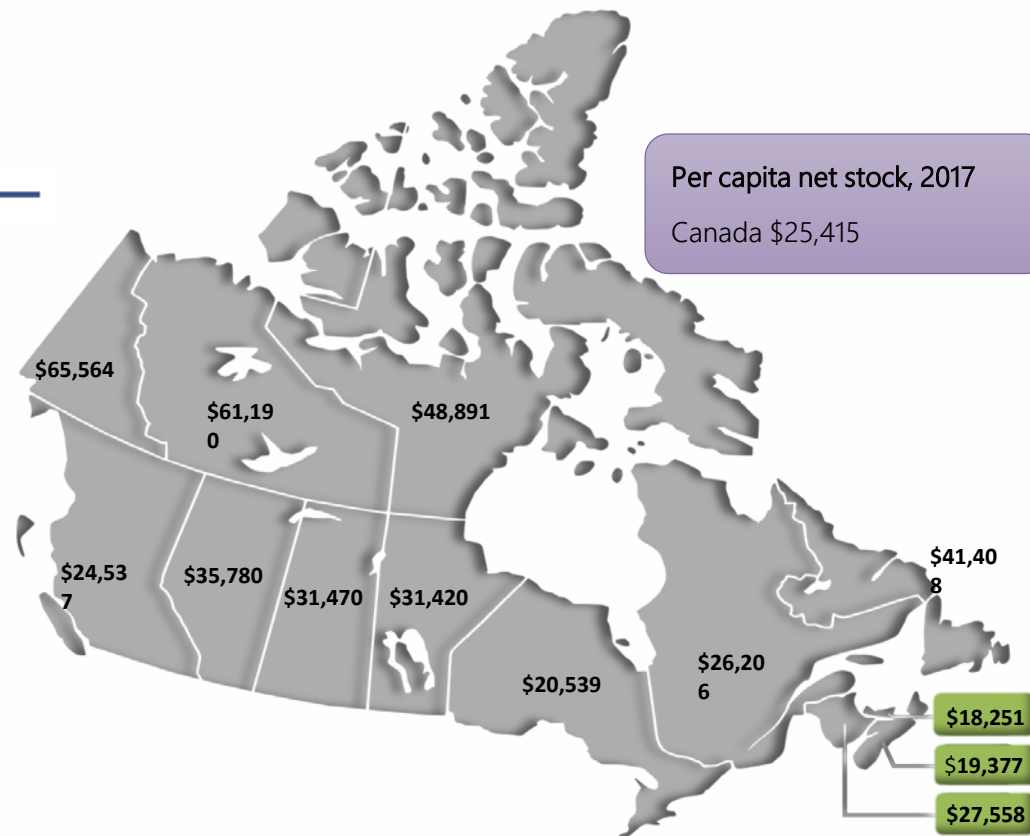
Power transmission networks

Newfoundland and Labrador



Schools, colleges, universities and other educational buildings

Northwest Territories and Nunavut



Infrastructure Statistics Hub





Modernization at Statistics Canada

Collaboration with partners

Statistics Canada's Centre for Business Special Projects

Linkable File Environment (LFE)

- Links business register, corporate tax data, payroll data, export and import register and a broad range of available business surveys
- Facilitates creation of micro datasets on Canadian enterprises
- Enables cross-sectional and longitudinal research, along with targeted policy evaluation
- When combined with program administrative data, enables detailed economic study of program outcomes



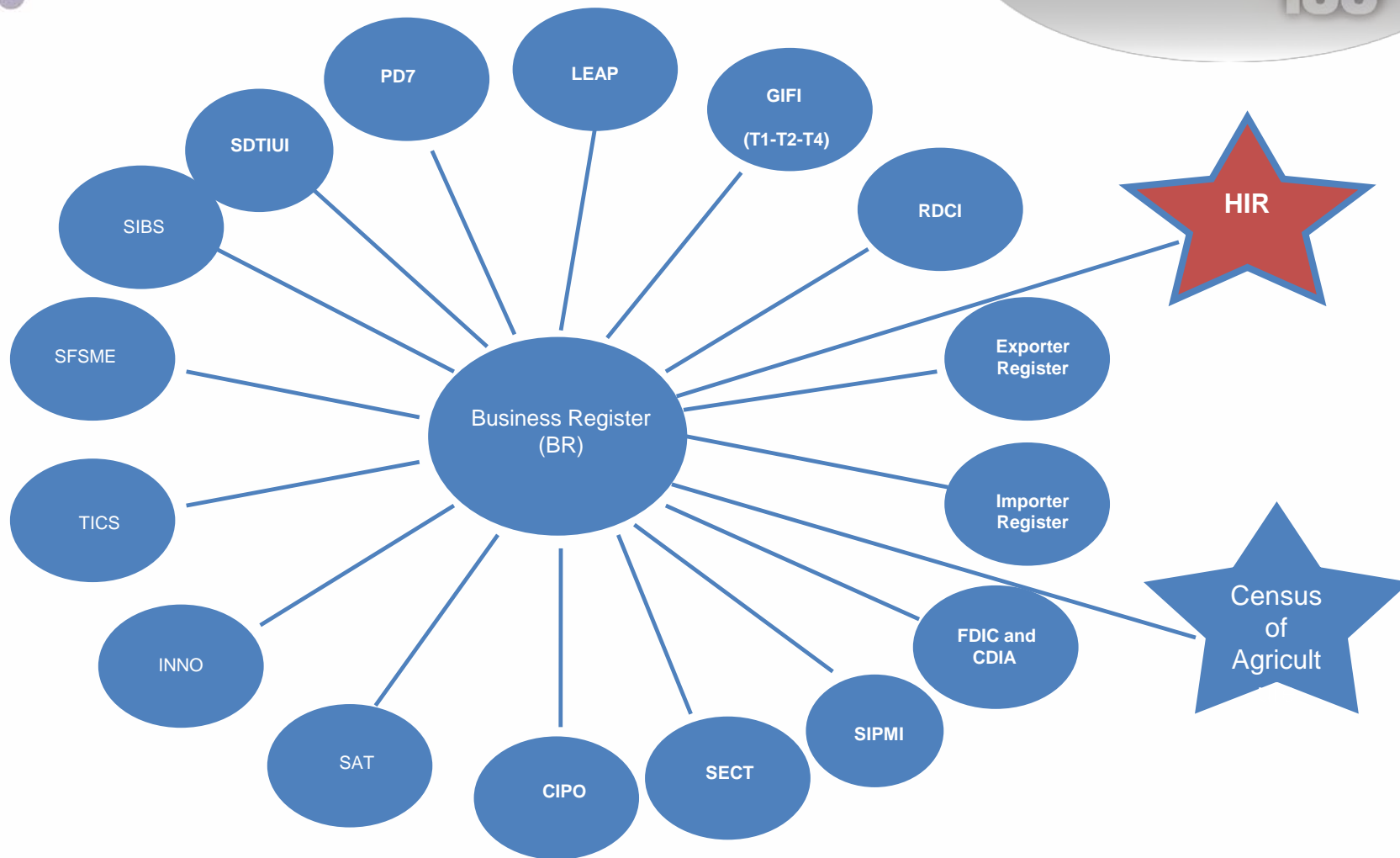
Statistics
Canada

Statistique
Canada

Delivering insight through data, for a better Canada

Canada

Overview of the Linkable File Environment



Modernization at Statistics Canada

Collaboration with partners

Statistics Canada's Centre for Business Special Projects

Linkable Open Data Environment (LODE)

- Open microdata: a rapidly expanding underutilized source
- Non sensitive, non personal information on buildings, businesses, addresses, property values, infrastructure assets, etc.
- Authoritative sources
- Released with an open data license that encourages its use
- Harmonized and standardized data sets in development at Statistics Canada, to be made accessible under open government license



Modernizing access to Statistics Canada's microdata

Virtual data labs

100

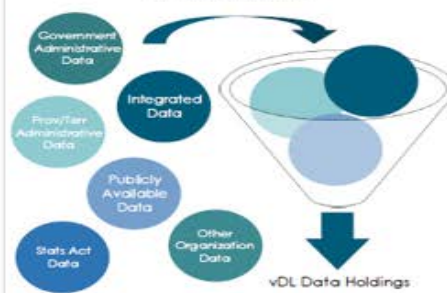
End-State of the Virtual Data Lab

- Supported by a High Power Computing environment on a secure Cloud, for expanded user volume
- Utilized by Trusted partners from federal, provincial and territorial researchers, academics, not-for-profits, etc.
- Increases autonomy of researchers with improved data documentation and discoverability tools
- Provides access to social, business and integrated data with appropriate confidentiality disclosure protection
- Guided by strong Governance Board for strategic direction and open, transparent communication

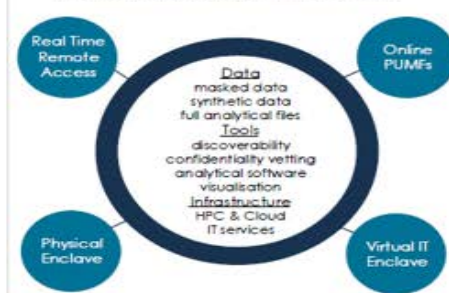
5 Safes: Secure Access Framework



Partnership on Data



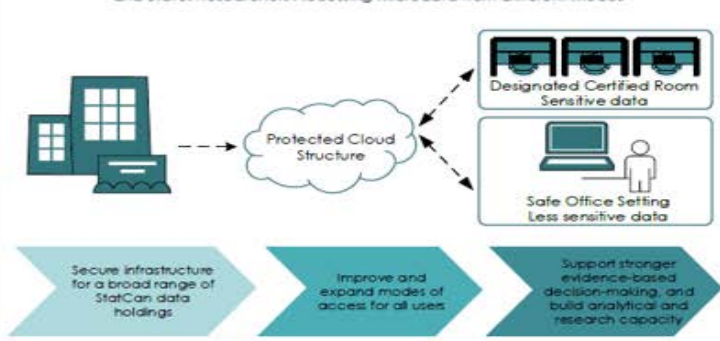
Virtual Data Lab: Access to Meet User Needs



Dependencies to Fully Reach End-State

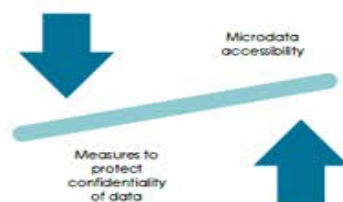


End State: Researchers Accessing Microdata from Different Modes



Sharing vDL Responsibility and Accountability with Partners

- Authorized access (24-7) via secure IT connection to a protected Cloud application;
- Anonymized data access for all levels of government and organizations;
- Work with Organizations to share the responsibility for protecting confidential data



vDL promotes evidence-based research while maintaining confidentiality of data.

vDL Project Progression



Statistics
Canada

Statistique
Canada

Delivering insight through data, for a better Canada

Canada