

International Workshop on Sustainable Development Indicators

National monitoring of the SDGs: progress since launch of SDGs The case of Mexico

Manuel Cuéllar-Río
manuel.cuellar@inegi.org.mx



Beijing, China
June, 2018

National Subsystems of Information

Specialized Technical Committees



The Specialized Technical Committee on SDGs

CTE  **DS**

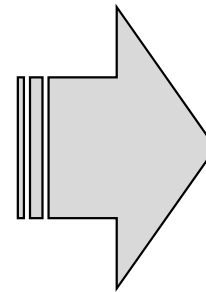
MÉXICO
PRESIDENCIA DE LA REPÚBLICA



INEGI
INSTITUTO NACIONAL
DE ESTADÍSTICA Y GEOGRAFÍA

20 Ministries:

- ✓ Environment
- ✓ Finance
- ✓ Labor
- ✓ Energy
- ✓ Etc.



Source: <http://www.htcampus.com/article/skills-required-group-discussion-1213/>

Working groups

Results from working groups

Global framework indicators

Total	Total for Mexico	Total analyzed	Total agreed	Total published
-------	------------------	----------------	--------------	-----------------

232	169	122	89	64
------------	------------	------------	-----------	-----------



OBJETIVOS DE DESARROLLO SOSTENIBLE

ACERCA DE

MÉXICO
GOBIERNO DE LA REPÚBLICA



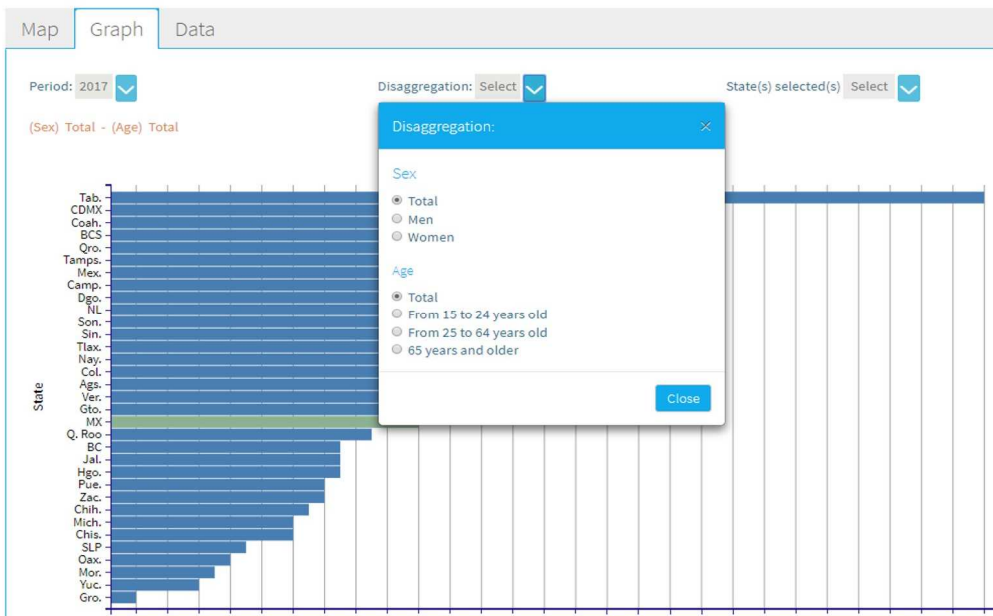
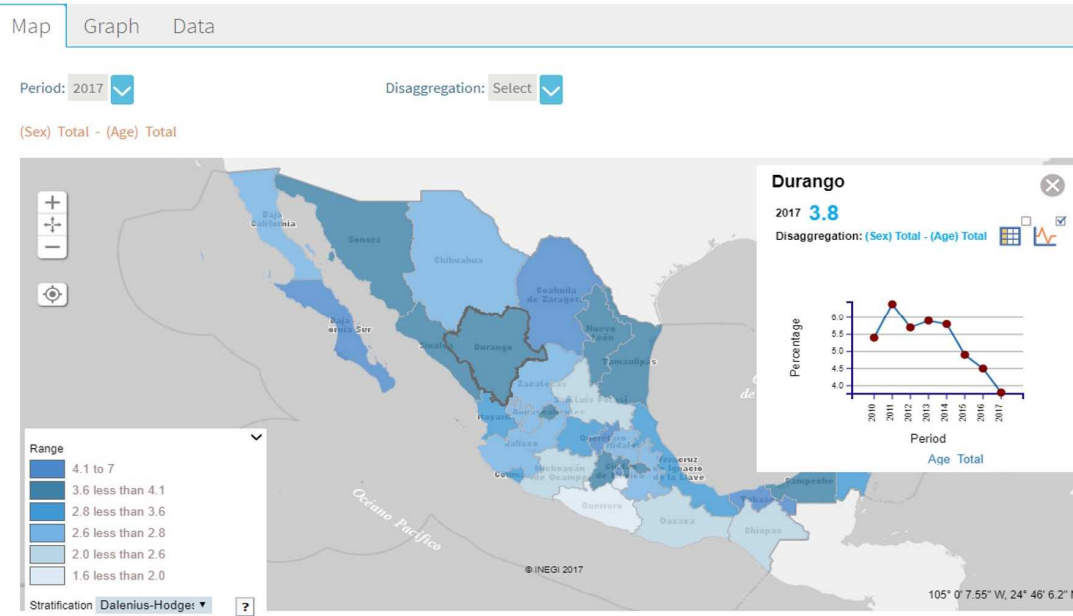
INEGI
INSTITUTO NACIONAL
DE ESTADÍSTICA Y GEOGRAFÍA



Indicadores



www.agenda2030.mx



8.5.2 Unemployment rate, by sex, age and persons with disabilities

8.5.2 Unemployment rate, by sex, age and persons with disabilities

Indicator	Metadata	Basic data
-----------	----------	------------

Indicator	Metadata	Basic data
-----------	----------	------------

Map Graph Data

(Percentage) Time series coverage: 1995-2017

State	2017									
	Total				Men			Women		
	Total	From 15 to 24 years old	From 25 to 64 years old	65 years and older	Total	From 15 to 24 years old	From 25 to 64 years old	65 years and older	Total	From 15 to 24 years old
Estados Unidos Mexicanos	3.4	6.9	2.8	1.0	3.3	6.3	2.8	1.2	3.6	8.0
Aguascalientes	3.6	7.2	2.9	0.6	3.9	7.2	3.2	0.8	3.2	7.2
Baja California	2.9	5.2	2.4	1.7	3.0	5.0	2.6	1.9	2.7	5.4
Baja California Sur	4.4	10.0	3.2	2.0	3.6	8.2	2.7	2.6	5.5	13.0
Campeche	3.8	6.1	3.5	0.5	3.8	5.1	3.8	0.7	3.7	8.5

Goal	Promote sustained, inclusive and sustainable economic growth, full and productive employment and decent work for all
Target	By 2030, achieve full and productive employment and decent work for all women and men, including for young people and persons with disabilities, and equal pay for work of equal value
Indicator's name	Unemployment rate, by sex, age and persons with disabilities
Definition	Proportion of the unemployed people, with respect to the Economically Active Population.
Type of indicator:	Global
Algorithm	$TD_t = \left(\frac{D_t}{PEA_t} \right) 100$ <p>Meaning of the abbreviations: TD_t Unemployment rate in the year t D_t Unemployed population in the year t PEA_t Economically active population in the year t</p>
Description of the indicator	The unemployment rate refers to the number of unemployed people, expressed as a percentage of the total economically active population.
Unit of measure	Percentage

Indicators published

Framework	Count
Total	115
Global	64
National	51

Available
data



SUSTAINABLE
DEVELOPMENT
GOALS



2030 Agenda
National
Strategy

New demands of
data

Challenges

- Set interoperability standards to build our data ecosystem
- Work on SDMX for SDGs
- Close the indicators gap (tier II and tier III, disaggregation)
- Take full advantage of geospatial information
- Build the national indicator framework from the National Strategy
- Support the NSS at the sub-national level

Main takeaways

- A **vision** is needed for both NSS and sustainable development policy
- Country strategy should reflect long-term **policy prioritization**
- The 2030 Agenda demands consolidation of **National Statistical Systems**
- The 2030 Agenda should foster **statistical capabilities** of the entire National System