

International Workshop on Compilation of Grain Balance



National Institute
of Statistics
Ministry of Planning
CAMBODIA

16 - 17 April 2018, Xi'an, China

Prepared by:

Mr. Pich Pothy

Sub National Statistics

Mr. Saint Lundy

Information and Communication Technology

National Institute of Statistics

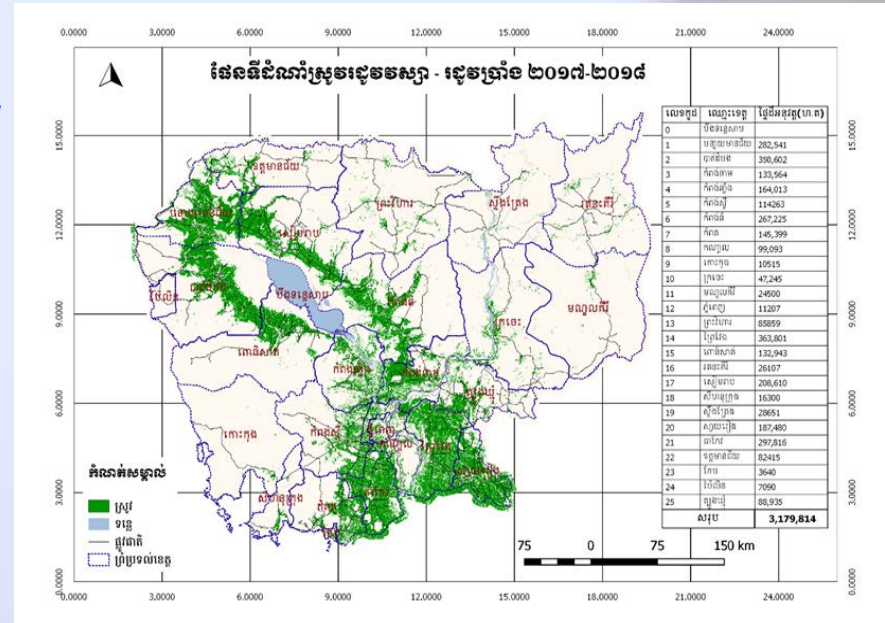
Ministry of Planning

Cambodia



Table of Content

- I. General Information
- II. Assumed co-efficiency for Food
- III. Food Balance Sheet
- IV. Areas of all Crops 2014-2017
- V. Cambodia's Key Agricultural Statistics and Marketing





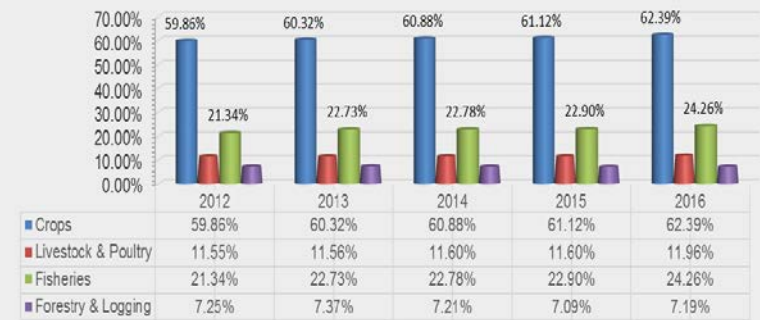
I. General Information

Population & Labor Force

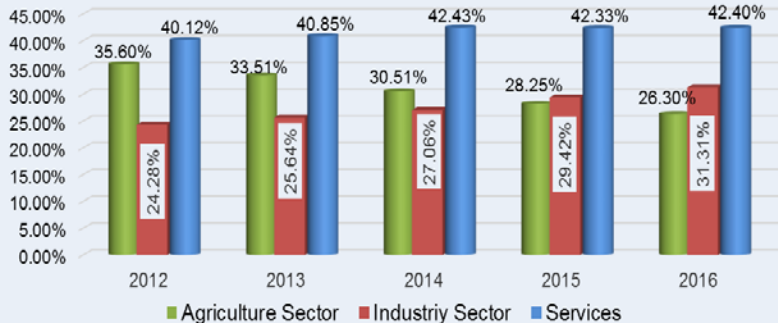
- Population: more than 16 Million
- Population growth rate : 1.54%



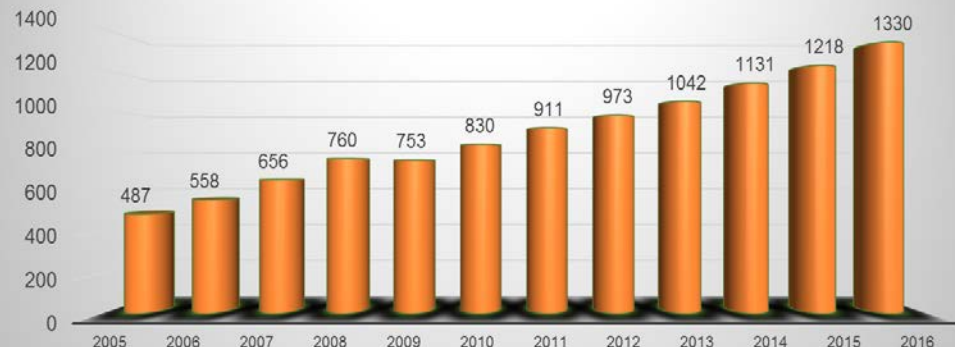
Share of Sub-Agriculture in GDP, 2012-2016



Share (%) of Agriculture in GDP, 2012-2016



GDP Per Capita (US \$)





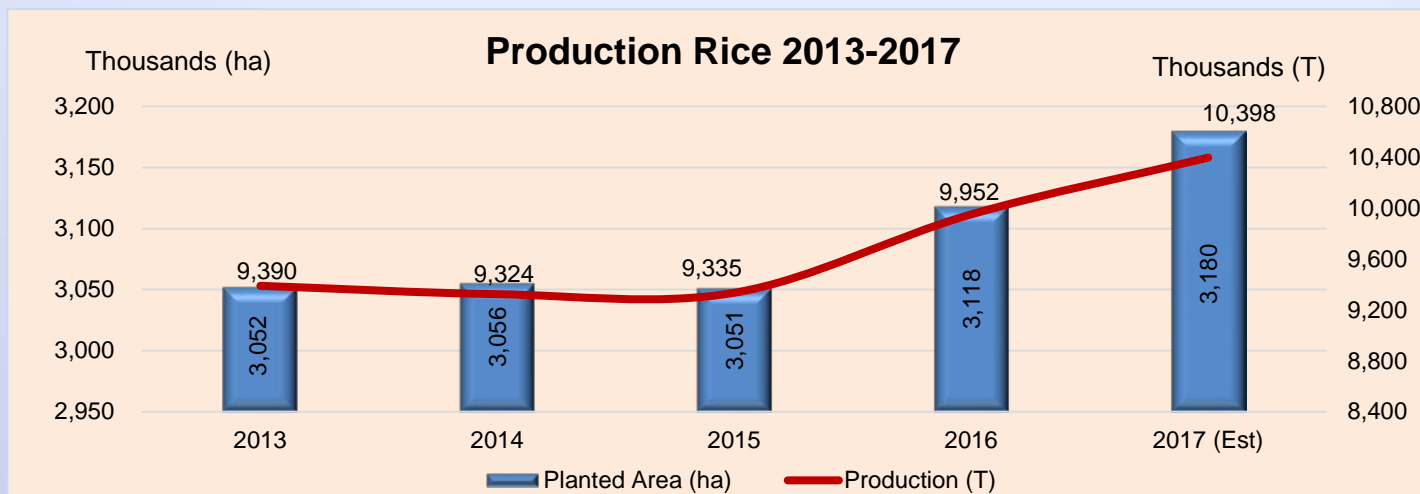
II. Assumed co-efficiency for Food (rice) available and Balance

Item		Reduction			Milling recovery for Food available Consumption	Average Annual Rice Consumption per Capita
		Post-harvest loss	Reserve for Seeding	Animal Seed		
Co-efficiency	Presently in Use	17%			62%	151.2 kg
		10%	5%	2%		
	Assumed in calculation based on loss assessment result	13%			64%	143.0 kg
		7%	4%	2%		

III. Food Balance Sheet



National Institute
of Statistics
Ministry of Planning
CAMBODIA



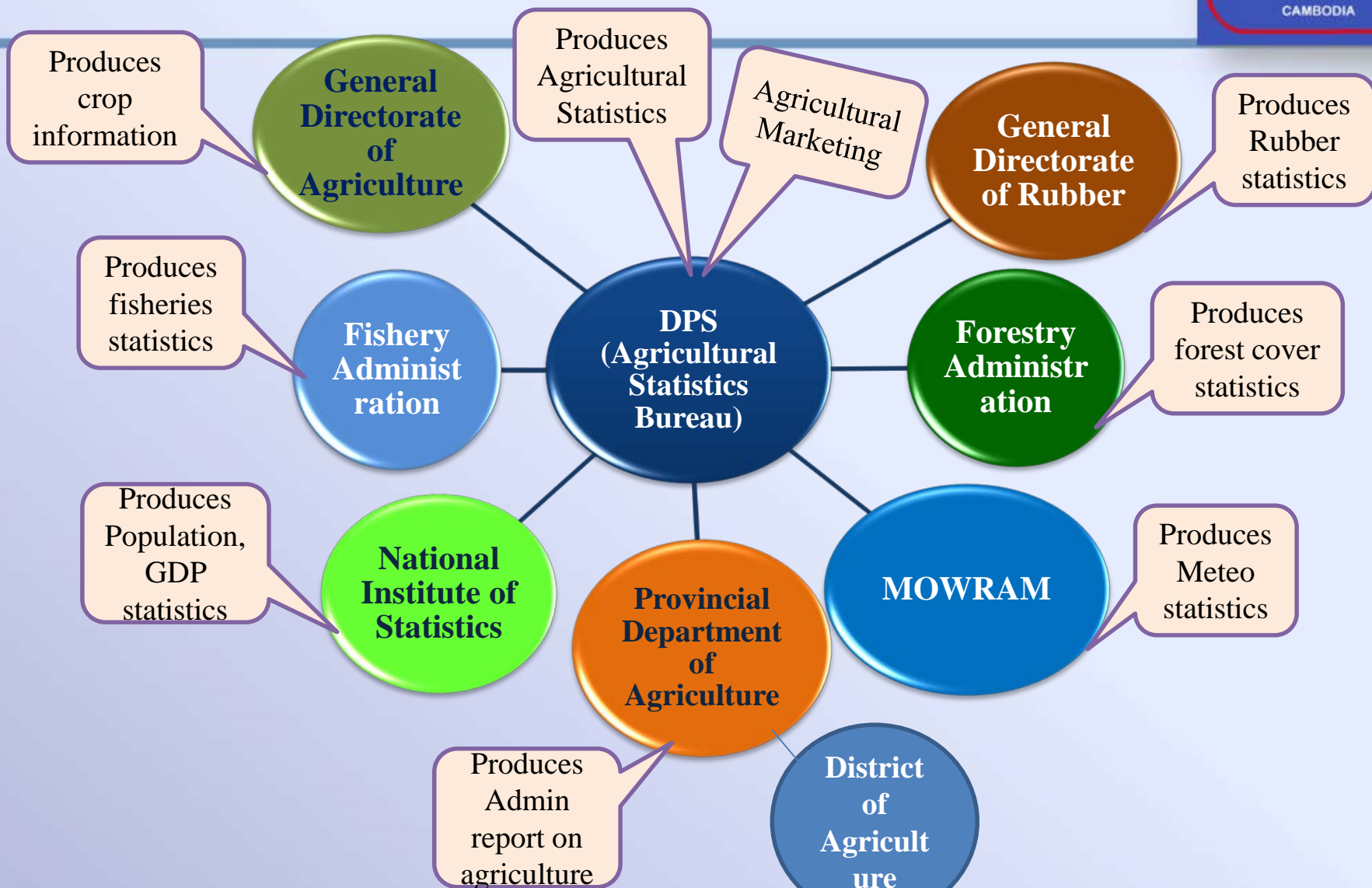
	2013	2013	2014	2015	2016	2017 (Est)
- Reduction of 13 % for seed reserve and post harvest losses		1,220,695	1,212,177	1,213,587	1,293,795	1,351,789
- Remaining paddy available for consumption		8,169,266	8,112,239	8,121,697	8,658,475	9,046,596
- Available rice for consumption converted into milled rices 64% milling-rate		5,228,330	5,191,833	5,197,887	5,541,424	5,789,820
- Food requirement per year		2,137,878	2,178,050	2,222,078	2,266,335	2,298,001
- Surplus Production of rice		3,090,452	3,013,783	2,975,809	3,275,089	3,491,819
- Surplus in term of Paddy		4,828,832	4,709,036	4,649,702	5,117,327	5,455,967

IV. Areas of all Crops 2014-2017



Areas Under all crops (ha)	2014	2015	2016	2017	Remarks
Rice	3,055,507	3,051,412	3,118,160	3,179,814	
Subsidiary and industrial crops	953,597	931,576	1,034,640	1,031,332	Maize, cassava, sweet potatoes, vegetables, all kinds of bean, sesame, sugar cane, tobacco etc.
Permanent crop	210,590	210,590	210,590	210,590	Banana, Cashew, Pam oil, Coconut, Logan, Mongo, Jackfruit, coffee, durian, pepper, orange, and other fruit etc. etc...
Rubber	343,000	388,955	432,725	437,123	
Total	4,536,022	4,556,751	4,796,115	4,858,859	

V. Cambodia's Key Agricultural Statistics and Marketing





National Institute
of Statistics

Ministry of Planning

CAMBODIA

Thanks you

